

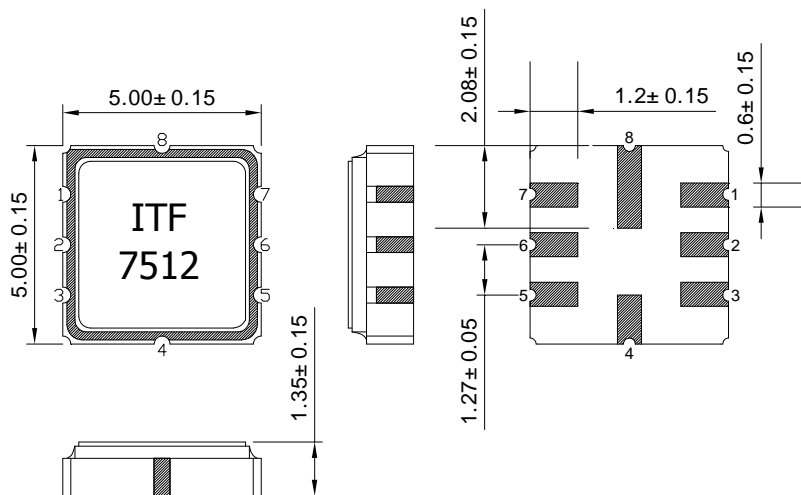
SAW Bandpass Filter F7512



Features

- RF bandpass filter
- High attenuation
- Matching 50Ω single-ended operation
- Ceramic Surface Mounted Device (SMD) Package (5.0 mm * 5.0 mm)
- RoHS Compliant

Package Dimension – SMD 5.0 × 5.0



Dimensions shown are nominal in millimeters

Body : Al_2O_3 Ceramic

Lid : Kovar, Ni Plated

Terminations : Au plating 0.3 ~ 1.0 um, Over a 1.27 ~ 8.89 um Ni Plating

Pin Configuration	
2	Input
6	Output
1, 3, 4, 5, 7, 8	Case ground

Maximum Ratings

Parameter	Unit	Minimum	Typical	Maximum
Operating Temperature Range	°C	-30	25	70
Storage Temperature Range	°C	-40	25	85
Power Handling Capability	dBm	-	-	10

Electrostatics Sensitive Device (ESD)

	ITF Co., Ltd. 102-901, Bucheon Technopark 364, Samjeong-Dong, Ojeong-Gu, Bucheon-City, Gyeonggi-Do, Korea 421-809	Part No.	F7512	
		Rev. Date	2011-07-27	
		Rev.	NCMF01-AS01	1/7

SAW Bandpass Filter F7512



Specifications

Fc = 757.5 MHz


Terminating source impedance : 50Ω

Terminating load impedance : 50Ω

	Minimum	Typical	Maximum	Unit
Center Frequency (Fc)	-	757.5	-	MHz
Insertion Loss (757MHz ~ 758MHz)	-	2.2	5.0	dB
Amplitude ripple (757MHz ~ 758MHz)	-	0.2	1.5	dB
VSWR (757MHz ~ 758MHz)	-	1.5	2.0	
Attenuation				
DC ~ 707 MHz	40	43.5	-	dB
707 MHz ~ 730 MHz	40	42	-	
764 MHz ~ 776 MHz	15	29	-	
787 MHz ~ 788 MHz	30	40	-	
798 MHz ~ 2000 MHz	40	48	-	
Input/Output Impedance		50		Ohms

Notes :

- 1) All specifications are based on the matching schematic shown below, measured by Agilent Network analyzer and full 2 port calibration.
- 2) Electrical margin has been built into the design to account for the variations due to temperature drift and manufacturing tolerances


 Integrated Technology Future	ITF Co., Ltd. 102-901, Bucheon Technopark 364, Samjeong-Dong, Ojeong-Gu, Bucheon-City, Gyeonggi-Do, Korea 421-809	Part No.	F7512	
		Rev. Date	2011-07-27	
		Rev.	NCMF01-AS01	2/7

SAW Bandpass Filter F7512



Matching Schematic

(Actual matching values may vary due to PCB layout and parasitics)



Marking Configuration

ITF ¹⁾

7512 ²⁾

1) Manufacturer name

2) Marking Number

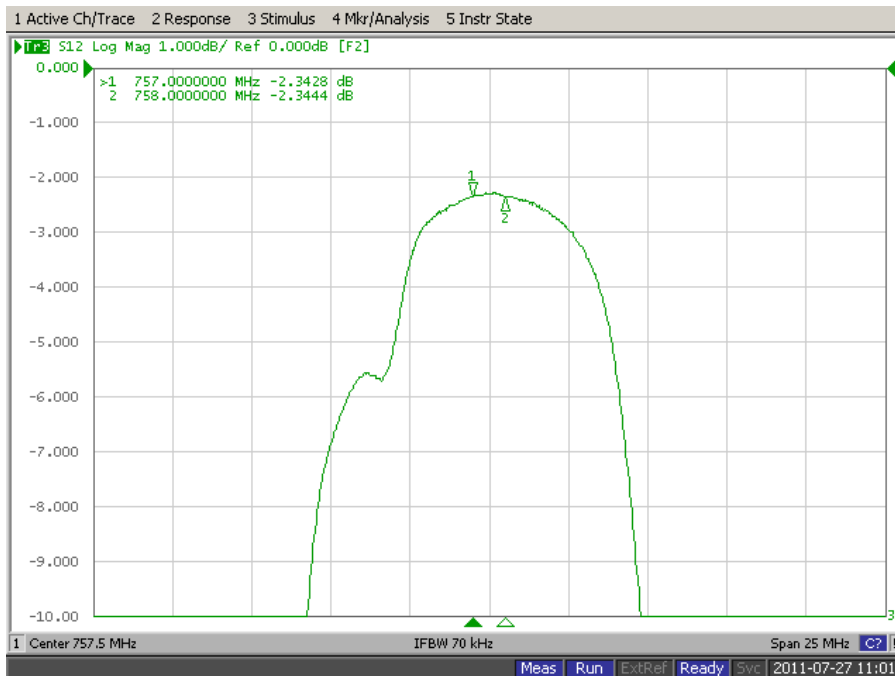
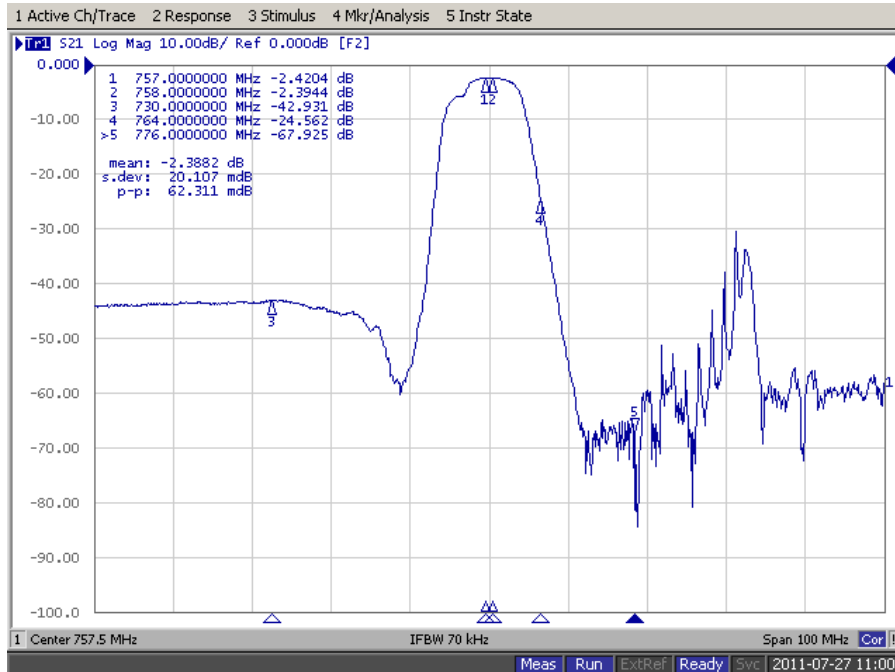
* Ink or Laser Marking available

	ITF Co., Ltd. 102-901, Bucheon Technopark 364, Samjeong-Dong, Ojeong-Gu, Bucheon-City, Gyeonggi-Do, Korea 421-809	Part No.	F7512	
		Rev. Date	2011-07-27	
		Rev.	NCMF01-AS01	3/7

SAW Bandpass Filter F7512



Typical Performance (at 25 °C)



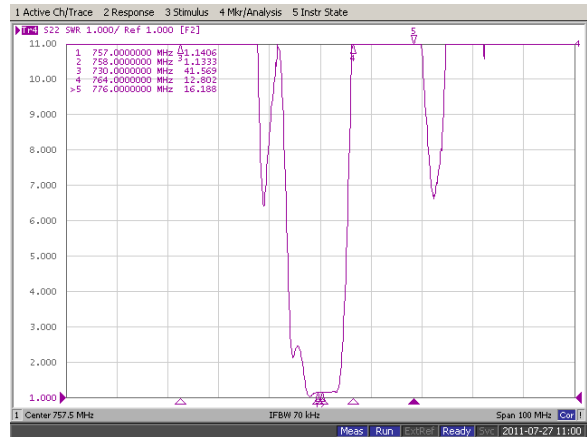
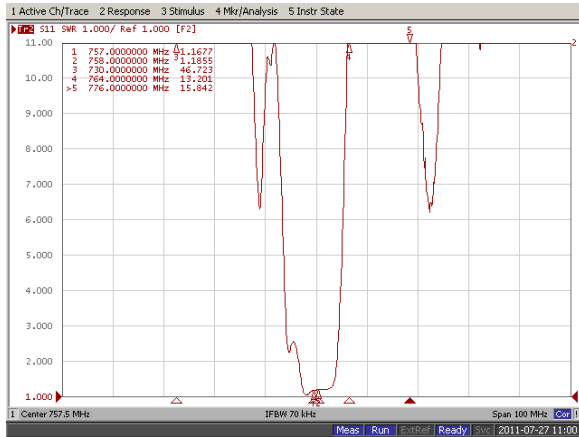
ITF Co., Ltd.
 102-901, Bucheon Technopark 364,
 Samjeong-Dong, Ojeong-Gu, Bucheon-City,
 Gyeonggi-Do, Korea 421-809

Part No.	F7512	
Rev. Date	2011-07-27	
Rev.	NCMF01-AS01	4/7

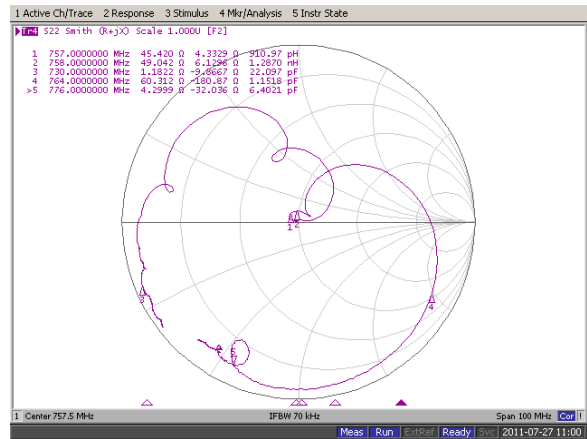
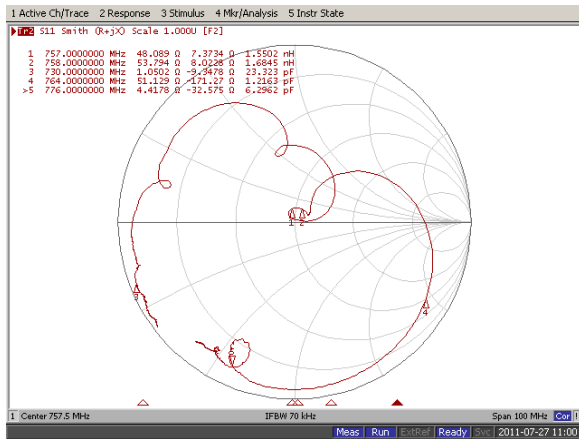
SAW Bandpass Filter F7512



Input / Output VSWR Charts



Input / Output Smith Charts



ITF Co., Ltd.
 102-901, Bucheon Technopark 364,
 Samjeong-Dong, Ojeong-Gu, Bucheon-City,
 Gyeonggi-Do, Korea 421-809

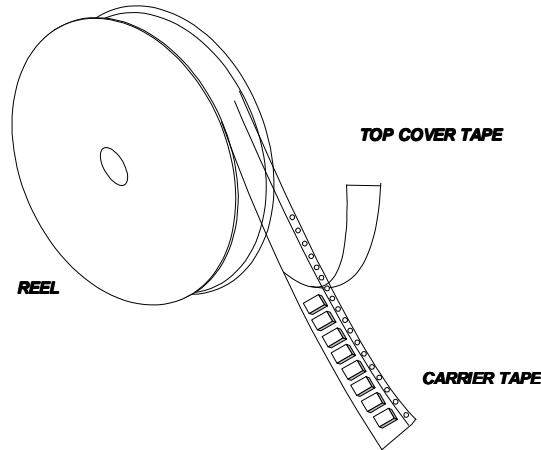
Part No.	F7512	
Rev. Date	2011-07-27	
Rev.	NCMF01-AS01	5/7

SAW Bandpass Filter F7512



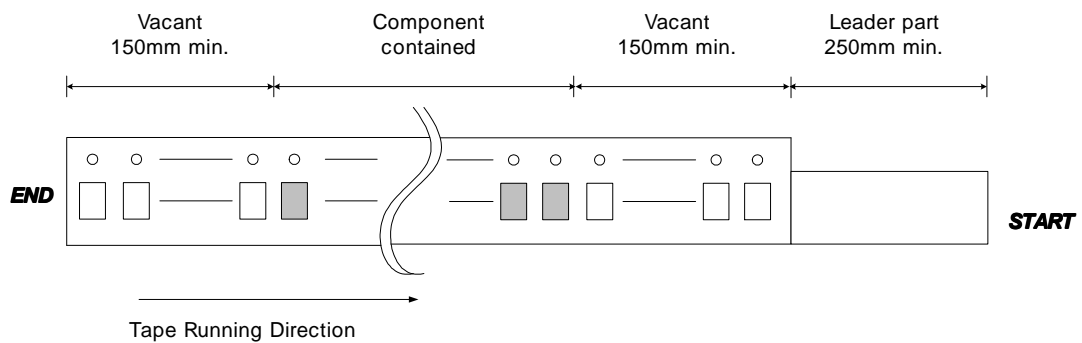
Packing Specification

1. Reeling Quantity : 1000 pcs / reel
2. Taping Structure : The tape shall be wound around the reel in the direction shown below.



Tape Specification

1. Leader part and vacant position specification

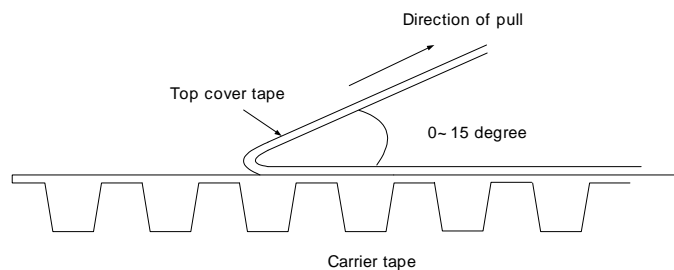


2. Tensile strength of carrier tape

4.4N/mm width

3. Top cover tape adhesion

- 1) pull off angle : 0~15°
- 2) speed : 300mm/min
- 3) force : 20~70g



	ITF Co., Ltd. 102-901, Bucheon Technopark 364, Samjeong-Dong, Ojeong-Gu, Bucheon-City, Gyeonggi-Do, Korea 421-809	Part No.	F7512	
		Rev. Date	2011-07-27	
		Rev.	NCMF01-AS01	6/7

